

Comparing and Contrasting Cinderella in Kindergarten

LaNessa Hof

Lesson Objectives:

- The students will compare and contrast the same fairy tale written by the German Authors' Brothers Grimm and American Walt Disney.
- The students will describe what happened in each story.
- The students will be introduced to a few words of the German language.
- The students will sequence the story Cinderella.
- The students will draw their favorite part of the story Cinderella.

South Dakota State Content Standards covered:

- K.R.1.1 Students can identify and manipulate phonemes and words in spoken language.
- K.R.1.3 Students can comprehend and use vocabulary from text read aloud.
- K.R.2.1 Students can comprehend and respond to text read aloud.
- K.R.3.1 Students can identify concepts of print in text.
- K.R.3.2 Students can tell what authors and illustrators do.
- K.R.3.3 Students can distinguish fiction from nonfiction.
- K.R.4.1 Students can recognize that literature from various cultures shows differences.
- K.W.1.1 Students can draw a picture and write a simple sentence about the picture.
- K.W.2.1 Students can write a simple sentence using a capital letter and phonetic spelling.
- K.LVS.1.7 Students can tell about an experience or story in sequence with or without visual aids.
- Kindergarten Social Studies Indicator 2: Evaluate the influence/impact of various cultures, values, philosophies, and religions on the development of the U.S.

Materials and Resources:

A Kid Like Me Across the Sea:

- Teacher Resource 2, pg 10
- Worksheet 9
- Topic 2 Lesson 4
- Teacher Resource 7, pgs 1-4
- Teacher Resource 8
- Topic 2 Lesson 8 Literacy Heritage of Germany

Online Story: <http://www.pitt.edu/~dash/type0510a.html#jacobs> Cinderella by Brothers Grimm
Source: Jacob and Wilhelm Grimm, *Kinder- und Hausmärchen*, 1st ed. (Berlin, 1812), v. 1, no. 21.
Translated by D. L. Ashliman. Copyright 1998.

Werner, Jane. Walt Disney's Cinderella. New York: Random House Disney, 2002.
English and German Words with Pictures Worksheet
A Day in My Life-(make into Teacher Transparency)

Compare and Contrasting Cinderella Stories-Teacher Venn Diagram (make into Transparency)
Cinderella Picture Sequence Student Worksheet
Cinderella Working Hard Coloring Page 1
Cinderella at the Ball Coloring Page 2
Favorite Part of Story Writing Page

Other Resources Available:

<http://www.teachnet.com/lesson/misc/fairytales.html>

<http://home.att.net/~cattonn/fairy.html>

<http://www.fln.vcu.edu/grimm/cinderella.html> Cinderella by Brothers Grimm

Strategies:

How Big?

Using A Kid Like Me Across the Sea Teacher Resource 2, pg 10, have the students cut out the countries. (Note: Using pg 10, I will draw a circle around both countries to make cutting out the countries easier for Kindergarteners.

Ask:

Which country do you think is the United States?

Which country do you think is Germany?

Which one of these countries do we live on?

Which country is the biggest?

Which one is the smallest?

Learning German

Using Worksheet 9 from A Kid Like Me Across the Sea, count the numbers and have the children repeat after me.

Ask:

Which ones sound alike? Listen as I go through them again slowly.

Go through each English and German number again slowly, asking, “do these sound alike?”

Pass out the worksheet English and German Words with Pictures and review with the children.

What’s it like in Germany?

Using A Kid Like Me Across the Sea Topic 2, Lesson 4 as background information.

Then use Teacher Resource 7, pgs 1-4 while explaining a typical day in Germany for Annia using Teacher Resource 8.

Then use the teacher worksheet “A Day in My Life”. Have children help me draw pictures of what they do each day. I will gear students to think about these things to include: getting up, eating, school, home, play and bedtime.

Ask:

What are some things that are the same between Annia and us?

Is there anything different about our day?

German Authors: Brothers Grimm Cinderella

Using Topic 2, Lesson 8 Literacy Heritage of Germany from A Kid Like Me Across the Sea as background information for teachers.

Ask:

Have you ever heard of these stories?

Little Red Riding Hood
Hansel and Gretel
Beauty and the Beast
The Three Little Pigs
What about Cinderella?

Say: These are all fairy tales. They are also all written by two brothers from Germany named Grimm. Fairy tales are stories that are not true, and have things that happen in the story that generally do not happen in real life. Fairy tales can have magic in them, and usually have a hero or heroine. What makes a person a hero or heroine?

Discuss the differences between fiction and nonfiction. So are fairy tales fiction or nonfiction? Today, we are going to read 2 stories about Cinderella. The first one is an American written version of the story Cinderella by Walt Disney.

Read the story and discuss.

Now, I am going to read you the original story of Cinderella that the Brothers Grimm wrote.

Read the story and discuss.

Using the transparency- Compare and Contrasting Cinderella Stories Venn Diagram, write the information in the correct areas.

Ask:

Did you notice anything that was the same in the stories of Cinderella? List these in the middle of the overlapping circles.

Things that were different?

Why do you think the stories were different?

Which story did you like better?

Why?

Other Activities:

Reading/Music

Have children practice the following limerick. Make it into a song to sing.

CINDERELLA - Another Limerick from <http://home.att.net/~cattonn/fairy.html>

There once was a girl - Cinderella,
Who had a sad story to tella.
Her stepsisters were mean,
Made her sew, cook and clean,
Until she wed a prince of a fella.

Writing

Using the worksheet-Favorite Part of Story writing page. Draw a picture of your favorite part from Cinderella. Write about what you drew.











Reading Comprehension



Using the worksheet-Cinderella Picture Sequence, cut and paste the pictures in the correct order that the story takes place.


Art

Pick from the two choices of coloring pages to color a picture about Cinderella.

English and German Words with Pictures

English	German	Pictures
girl	mädchen	
boy	junge	
cat	katze	
mouse	maus	
blue	blau	
pink	rosa	 ↗
hello	hallo	
good-bye	auf wiedersehen	
good morning	guten morgen	
thank you	danke	

please	bitte	
your welcome (with pleasure)	mit vergnugen	
yes	Ja	
no	Nein	
0	Nulls	
1	Eins	
2	Zwei	
3	Drei	
4	Vier	

5	Funf	
6	Sechs	
7	Sieben	
8	Acht	
9	Neun	
10	zehn	

Translations from: <http://www.smartphrase.com/German/ge>

Pictures from Microsoft Office

A Day in My Life


	<hr/> <hr/> <hr/> <hr/> <hr/> <hr/> <hr/> <hr/>
	<hr/> <hr/> <hr/> <hr/> <hr/> <hr/> <hr/> <hr/>
	<hr/> <hr/> <hr/> <hr/> <hr/> <hr/> <hr/> <hr/>
	<hr/> <hr/> <hr/> <hr/> <hr/> <hr/> <hr/> <hr/>
	<hr/> <hr/> <hr/> <hr/> <hr/> <hr/> <hr/> <hr/>


Cinderella

Sequence the Pictures


Name _____

1.	2.	3.
4.	5.	6.





Cinderella working hard.

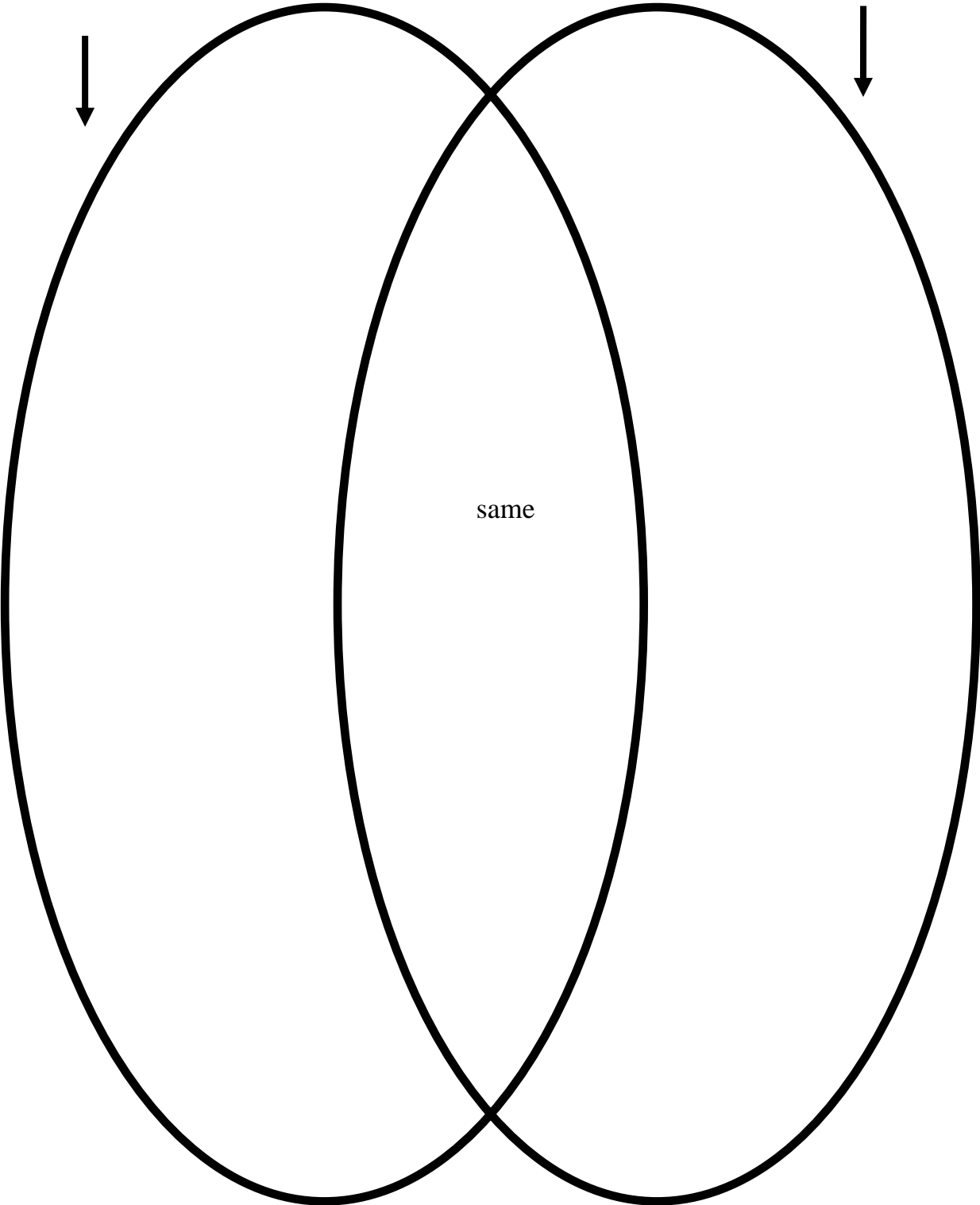


Cinderella at the Ball

Compare and Contrasting Cinderella Stories
Teacher Diagram

Cinderella by Brothers
Grimm

Walt Disney's
Cinderella



same