






<b>UNITED KINGDOM</b>	<b>FRANCE</b>	<b>GERMANY</b>	<b>ITALY</b>	<b>U.S.</b>
				
Usual weekly working hours, all workers	Usual weekly working hours, all workers	Usual weekly working hours, all workers	Usual weekly working hours, all workers	Usual weekly working hours, all workers
<b>37.3</b>	<b>35.6</b>	<b>37.8</b>	<b>38.7</b>	<b>40.2</b>
Hourly compensation costs, 2001, for production workers	Hourly compensation costs, 2001, for production workers	Hourly compensation costs, 2001, for production workers	Hourly compensation costs, 2001, for production workers	Hourly compensation costs, 2001, for production workers
<b>\$ 24.71</b>	<b>\$ 23.89</b>	<b>\$ 32.53</b>	<b>\$ 20.48</b>	<b>\$ 23.17</b>
Unemployment	Unemployment	Unemployment	Unemployment	Unemployment
2000 5.4 % 2001 5.0 % 2002 5.2 % 2006 5.4 %	2000 9.3 % 2001 8.5 % 2002 8.8 % 2006 9.2 %	2000 7.8 % 2001 7.8 % 2002 8.6 % 2006 10.6 %	2000 10.4 % 2001 9.4 % 2002 9.0 % 2006 7.2 %	2000 4.0 % 2001 4.7 % 2002 5.8 % 2006 4.7 %

Sources: Wage & Unemployment Data (2004): US Census Bureau / Bureau of Labor Statistics.  
Usual hours worked per week, full-time employees (2003): European Industrial Relations Observatory On-line.