

### Lesson 3

### Focus Question Three





## Step #2: Extending and Refining Information

### Strategy: Reconstructive Responses

- Why is Europe's economy diverse?
- To what extent is Germany's standard of living related to its trading patterns?

#### Activities

Have students work in four groups. Give each group a folder containing the following resources.

-  **Transparency #17:** Topic 3, Lesson 3 (GDP in Regions of the European Union)
-  **Transparency #18:** Topic 3, Lesson 3 (Unemployment in the European Union)
-  **Transparency #19:** Topic 3, Lesson 3 (The Work Week and Wages in Manufacturing)
-  **Transparency #20:** Topic 3, Lesson 3 (Western Europe's Tax Burden)

Have each group review the information in the resource folder. Assign each group a different transparency to review in depth. Have the group use one of the reconstructive response techniques to elicit clear concise information from the transparency. For example:

- ▶ **Summary Response** – have the group come up with the basic message of the transparency. Have the students create one or two summary statements about what the transparency says about Germany in relation to other nations.
- ▶ **Precise Response** – Briefly state in a paragraph the key information from the transparency with all unnecessary words removed. The result is a factual reinterpretation of the transparency in paragraph form.
- ▶ **Question Response** – Put the main points of the transparency in question format. Have the students create one question that will lead to a discussion of the main points of the transparency.

Have each group report back to the rest of the class Record the statements/questions on the board. Focus the discussion so that the following points are clearly made:

- ▶ Germany's standard of living is related to its patterns of trade within the EU and with the United States.
- ▶ The economy of the European Union is diverse because of the diversity of nations within it.

## Topic 3

# Economic Issues Affect Cooperation between Germany, the European Union, and Other Nations

## Lesson 3

## Focus Question Three

Have students complete the graphic organizer below in order to compare economic statistics in the EU and United States. Use the chart to summarize the discussion.

	Work Week	Wages	Tax burden	Gross Domestic Product	Unemployment rate
Germany					
Great Britain					
France					
Italy					
European Union					
United States					